

Exhibition fees

Exhibition fees (Tax included)

Provide a free minimum booth to government organizations / university laboratory.

Standard	6m ² (W3000*D2000*H2700)	Yen 270,000
Minimum	4m ² (W2000*D2000*H2700)	Yen 162,000

3 Years Anniversary! Provide a free minimum booth to exhibitor at JPCA Show 2016.

◆ Including:

- Exhibition space within the 3D-MID Pavilion.
- Basic furnishings (they are different depending on the type you applied for.)
- Invitation letters (100 letters for booth), exhibitor badge, and vehicles pass

How to apply

Send secretariat application form.

Deadline: Fri. 12 Feb. 2016

■ Payment for exhibition fees

Issuing an invoice: April

Deadline for Payment: the end of May

Promotion Schedule

Jan. -	Exhibitor information at the Website
Mar.	Mail magazine, Business matching open.
Apr.	Invitation Letter, Visitor-registration open.
May	Advertise at industrial media, Mail magazine
Jun.	Floor map, Seminar guidebook (on site)

Inquiry:

Managed by: Japan Electronics Packaging and Circuits Association (JPCA)

Kairo Kaikan 2F, 3-12-2, Nishiogikita,
Suginami-ku, Tokyo, Japan 167-0042
TEL.03-5310-2020 FAX.03-5310-2021

Apply to:

Secretariat Office: ICS Convention Design, Inc.

Chiyoda Bldg. 1-5-18, Sarugakucho,
Chiyoda-ku, Tokyo, Japan 101-8449
TEL.03-3219-3641 FAX.03-3219-3628
E-mail: jpcashow@ics-inc.co.jp

JPCA Show 2016

The Total Solution Exhibition for Electronic Equipment
2016 6.1 WED. >> 3 FRI. Tokyo Big Sight, Japan

The Exhibition Guide

3D-MID Pavilion

(Molded Interconnect Device, 3D Printing)



JPCA Show is the highly specialized and high-profile exhibition compared to other electronics exhibitions and is attended by many visitors including from overseas.

It also provides opportunities for active business exchange and negotiations mainly for many professional visitors including managers with a strong sense of business purpose and engineers.

JPCA Show has cooperated with JAPAN MID Association since 2014 and set up the "3D-MID Pavilion" to take an approach to a new technology field from the perspective of 3D-MID technology.

In this project, we create an environment which enables visitors to efficiently and easily look around so that we can increase users as visitors and provide opportunities for business creation through exhibitions and seminars. We provide useful booth plan for 3D-MID Pavilion.

Organizer: Japan Electronics Packaging and Circuits Association

Supported by: Japan MID Association

3D-MID Pavilion 2016

The Exhibition Guide

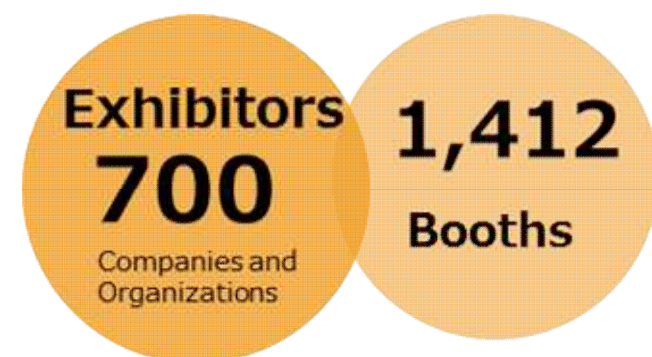
JPCA Show Outline

Exhibition Period: June 1, Wednesday to June 3, Friday, 2016 10:00-17:00
 Venue: East Exhibition Hall 2 - 5, Tokyo Big Sight, Tokyo Japan
 Organizers: Japan Electronics Packaging and Circuits Association (JPCA)
 Japan Institute of Electronics Packaging (JIEP)
 Japan Robot Association (JARA)
 Co-organizers: Electronic Device Industry News (Sangyo Times, Inc.)
 Electric Wire & Cable News (KOGYO TSUSHIN CO., LTD)
 Sponsors: Ministry of Economy Trade and Industry
 (Tentative) Kanto Head Office of Organization for Small & Medium Enterprises
 and Regional Innovation, JAPAN
 Secretariat Office: ICS Convention Design, Inc.

Who should exhibit in 3D-MID Pavilion?

Equipment and materials concerning MID application and manufacturing technologies, companies whose main business is trading/research institutes/universities, etc., Molding and processing technology such as 3D printers, etc. and its related services

JPCA Show 2015 Highlight



- **3D-MID Pavilion** -
17 Companies / **16** Booths
- **3D-MID Seminar** -
474 Attendants

Exhibitors in 3D-MID Pavilion 2015

Iwate Industrial Research Institute, Ebina Denka Kogyo, Ensinger Japan, LPKF Laser & Electronics, SANKYOKASEI/SANKYOSEIMITSUKANAGATA, JAPAN UNIX, Soft Service, Daiei Electronics, Dupont-Toray, HARTING, Panasonic, FUJI MACHINE MFG, Nippon MacDermid, MOLEX Japan, Japan MID Association

Advantages of 3D-MID Pavilion

◆ Attract visitors as the 3D-MID Pavilion

Since companies with high technologies get together at the 3D-MID Pavilion to exhibit, much more visitors can be expected than at an independent exhibit.

◆ Cut exhibition related expenses lower

An independent exhibition requires a larger budget for decoration, PR activities, etc., in addition to the exhibition related expenses. At the 3D-MID Pavilion, all the booth decorations using an exclusive and integrated design are performed to cut the expenses lower.

◆ Free seminars

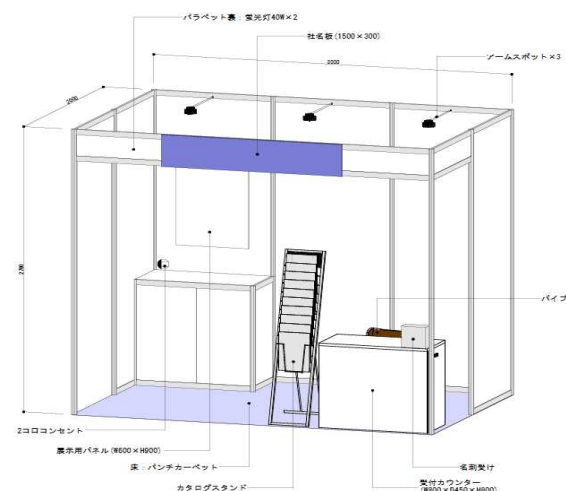
We provide a free seminar (30 minutes/slot). And we promote your seminar as JPCA official project at every opportunity.

◆ Offer the same level of services as those

- You can use the same services as JPCA Show offers to the exhibitors.
- Exhibitor's information on the official website
 - Invitation Letter etc.

The type of booth

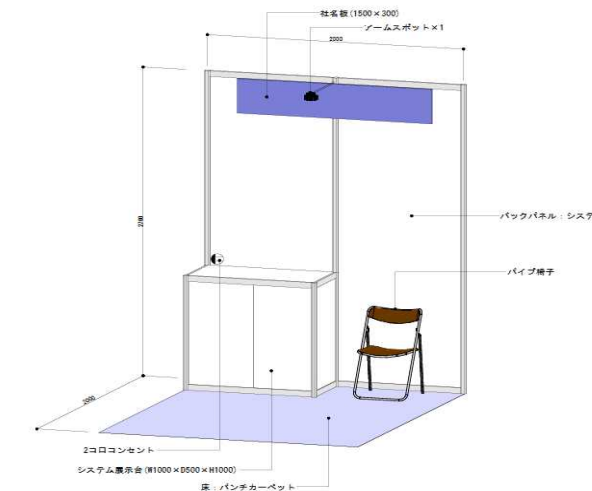
Standard Booth



Yen 270,000 (tax included)

- Parapets
- Display stand (W800×D600×H800)
- Reception counter
- Company name board
- Chair
- Catalog stand
- Power outlet (500W)
- 3 Spotlights(100W)
- Business card box

Minimum Booth



Yen 162,000 (tax included)

- Display stand (W800×D600×H800)
- Company name Board
- Chair
- Power outlet (500W)
- Spotlight (100W)